

American Round Fuses Form 101 Range A100P



Semiconductor Protection Fuses

A100P Amp-trap® Form 101 Semiconductor Protection fuses are rated 1000V, extending the range of protection for UPS systems, AC and DC drives, reduced voltage motor starters and similar applications where lower I²t and superior reliability are needed. With ratings from 15 through 1000 amperes, a wide range of high voltage applications can be served.

Features/Benefits

- Low I²t minimizes damage to protected components on short circuit
- Controlled arc voltage reduces stress to circuit components during fuse clearing
 - Wide range of ampere ratings

Ratings

- AC: 15-30A
1000VAC, 100kA I.R.
35-1000A
1000VAC, 100kA I.R.
- DC: 15-1000A
750VDC, 100kA I.R.

Approvals

- UL Recognized Component
- AC: UL Guide No. JFHR2 (60-800A)
- DC: Ferraz Shawmut Certified

Highlights


- Fast Acting
- Current Limiting
- Low I²t
- Optional Trigger Indicator

Applications

- Protection of UPS systems AC/DC drives, reduced voltage motor starters and other 1000V or less semiconductor devices
- Spare markets only for new installations, refer to PC range

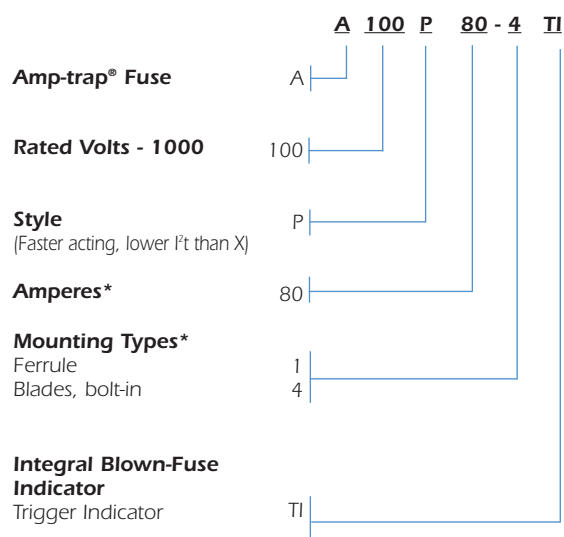


Single Pole Fuse Blocks for A100P Fuses



Fuse Ampere Rating	Fuse block	
	Catalog Number	Reference Number
35-100	P266G	Z214428
125-400	P266L	J215955

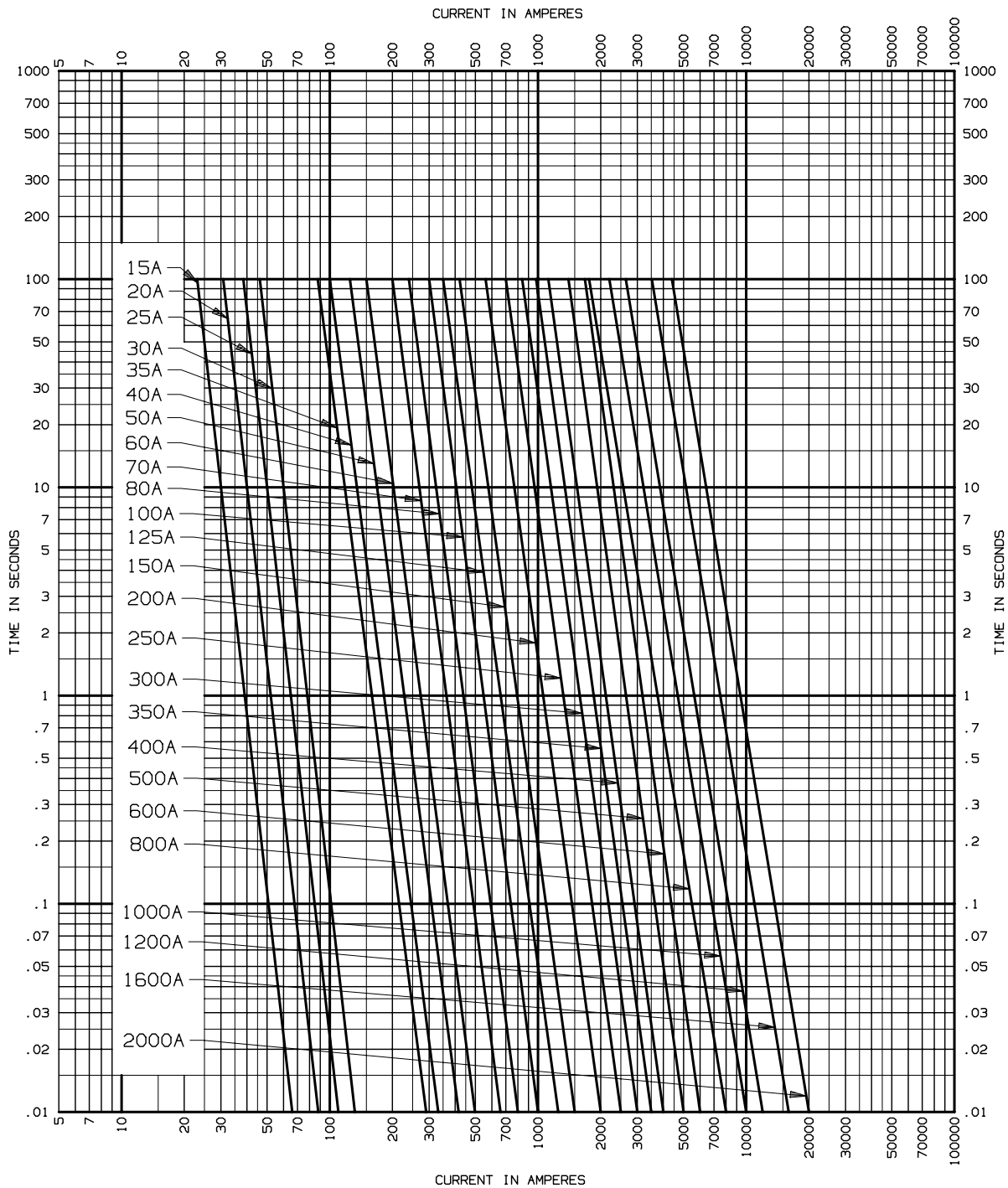
Catalog Numbering System



FORM 101 AMP-TRAP FUSE
 MELTING TIME CURRENT DATA
 15-2000 AMPS 1000 VOLTS
 CAT. NO. A100P(15-30) TYPE-1
 A100P(35-2000) TYPE-4, 4IL, 4TA, 4TI

FERRAZ SHAWMUT
 NEWBURYPORT, MA 01950

96313



CONTROL NO: 1005
 REV: N
 FOLDER NO.: 1G
 DATE: 6-6-06



American Round Fuses Form 101 Range A100P

Semiconductor Protection Fuses

Standard Fuse Ampere Ratings, Catalog and Reference Numbers

Ampere Rating	Catalog Number	Ref Number	Outline Fig.	Ampere Rating	Catalog Number	Ref Number	Outline Fig.	Ampere Rating	Catalog Number	Ref Number	Outline Fig.
15	A100P15-1	D222643	1	80	A100P80-4TI	Y202191	2	350	A100P350-4	Q201494	2
20	A100P20-1	Y212265	1	100	A100P100-4	A215832	2	350	A100P350-4TI	X202190	2
25	A100P25-1	J216852	1	100	A100P100-4TI	E216342	2	400	A100P400-4	Z212266	2
30	A100P30-1	E218918	1	125	A100P125-4	D218917	2	400	A100P400-4TI	Y213300	2
35	A100P35-4	S223162	2	125	A100P125-4TI	-	2	500	A100P500-4	W214816	3
40	A100P40-4	A211232	2	150	A100P150-4	R223161	2	500	A100P500-4TI	C215834	3
50	A100P50-4	Q213799	2	150	A100P150-4TI	Y200949	2	600	A100P600-4	A217373	3
50	A100P50-4TI	Y214312	2	200	A100P200-4	J212781	2	600	A100P600-4TI	Q218399	3
60	A100P60-4	G216344	2	200	A100P200-4TI	X213299	2	650	A100P650-4	F218919	4
60	A100P60-4TI	K216853	2	225	A100P225-4	F216343	2	700	A100P700-4	T223163	4
65	A100P65-4	-	2	250	A100P250-4	Z217372	2	800	A100P800-4	B211233	4
70	A100P70-4TI	-	2	300	A100P300-4	T219437	2	800	A100P800-4TI	L212783A	4
80	A100P80-4	R201495	2	300	A100P300-4TI	E222644	2	1000	A100P1000-4	Y217371	5

For ampere ratings and styles not listed, ask sales agent. All of these catalog and reference numbers are without TI



Figure 1

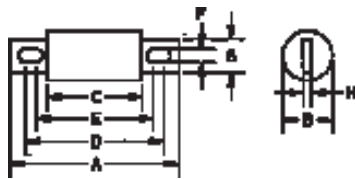


Figure 2

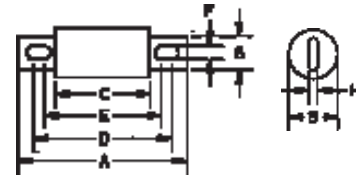


Figure 3

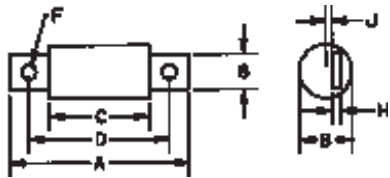


Figure 4

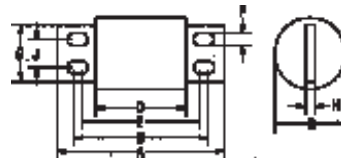


Figure 5

Dimensions

Catalog Number	Mounting Type	Fig.	Dimensions - Inches (mm)								
			A	B	C	D	E	F	G	H	J
A100P15 to 30	1	1	2.63 (66.8)	0.56 (14.2)	-	-	-	-	-	-	-
A100P35 to 60	4, 4TI	2	5.00 (127)	1.00 (25.4)	3.50 (173)	4.31 (109)	4.19 (106)	0.31 (7.9)	0.75 (19.1)	0.13 (3.3)	-
A100P65 to 100	4, 4TI	2	5.00 (127)	1.22 (31.0)	3.50 (173)	4.31 (109)	4.19 (106)	0.31 (7.9)	1.00 (25.4)	0.19 (4.8)	-
A100P125 to 200	4, 4TI	2	5.72 (145)	2.00 (50.8)	3.47 (88.1)	4.78 (121)	4.16 (106)	0.41 (10.4)	1.00 (25.4)	0.25 (6.4)	-
A100P225 to 400	4, 4TI	2	5.72 (145)	2.00 (50.8)	3.47 (88.1)	4.78 (121)	4.16 (106)	0.41 (10.4)	1.50 (38.1)	0.25 (6.4)	-
A100P500 to 600	4, 4TI	3	7.72 (196)	2.50 (63.5)	3.47 (88.1)	5.88 (149)	5.56 (141)	0.53 (13.5)	2.00 (50.8)	0.38 (9.7)	-
A100P650 to 800	4, 4TI	4	7.44 (189)	2.88 (73.2)	3.94 (100)	5.94 (151)	-	0.63 (16.0)	2.00 (50.8)	0.38 (9.7)	0.31 (7.9)
A100P1000	4	5	8.22 (209)	3.50 (88.9)	4.47 (114)	6.59 (167)	5.84 (148)	0.63 (16.0)	2.75 (69.9)	0.50 (12.7)	1.38 (35.1)