


Class H, K & R

250 & 600 Volt Fuse Blocks
















FUSE BLOCKS & HOLDERS

250 & 600V CLASS H, K & R FUSE BLOCKS



FB

Mersen Class H, K and R fuse blocks accommodate all Class H, K and R 250 and 600V power fuses. A choice of screw, pressure plate, box and special order stud connectors fit a wide range of stranded or solid copper or aluminum wire. Insulators are either molded glass-filled polycarbonate (GFPC) or phenolic with verified dielectric strength in excess of 2500V. 30, 60 and 100A fuse blocks feature a unique adder block which can be snapped onto 1-, 2- or 3-pole blocks to form multi-pole segmented blocks of as many poles as desired. All fuse clips are made of high conductivity tin-plated copper, with a choice of spring reinforced or non-spring reinforced clips in 30A and 60A. Clips 100A and above are spring reinforced.

CLIP & CONNECTOR TYPES		
30A & 60A Clips	Connectors	Connectors
Spring Reinforced Class R 	Non-Spring Reinforced 30A & 60A Box 	Spring Reinforced 30A & 60A Box 
Class H & K 	Non-Spring 30A Screw 	Spring 30A Screw (R) 
Non-Spring Reinforced 	Non-Spring 30A Pressure Plate 	Spring 30A Screw 
		Spring Reinforced 30A Pressure Plate 
Connectors		
Spring Reinforced 100A Box 	Spring Reinforced 400A Box In-Line Clip 	
Spring 200A Box Side Clip 	Spring 400A Box Side Clip 	

RATINGS:

- **Volts:** 250VAC/DC, 600VAC/DC
- **Amps:** 30A, 60A, 100A, 200A, 400A, 600A
- **SCCR:** 10kA with class H fuses; 50kA with class K fuses; 200kA with class R fuses

RECOMMENDED

FUSE USAGE:

- Class R Blocks (250V) use with A2D-R, A2K-R, TR-R
- Class R Blocks (600V) use with A6D-R, A6K-R, TRS-R
- Class H & K Blocks (250V) use with OT, RF, A2Y types 1 & 3 OTN, CRN, NRN
- Class H & K Blocks (600V) use with OTS, RFS, A6Y types 1 & 3 CRS, NRS

APPROVALS:

- All fuse blocks meet the requirements of UL 4248
- UL listed, guide IZLT, File E52283
- UL recognized component guide IZLT2, file E52283
- CSA certified class 6225, File 32169



250 VOLT, 30 & 60 AMPERE CLASS H, K AND R FUSE BLOCKS

Ampere Rating	Poles	Connector		Catalog No.			Fig.	Connector Torque In - lb
		Type	Wire Range	Class H & K Non-Spring Reinforced	Class H K Spring enforced	Class R Spring Reinforced		
30 GFPC Insulator	ADDER	BOX	Al/Cu #2-14	20300	20305	20305R	1	35
	1			20301*	20306*	20306R*	2	
	2			20302	20307	20307R	3	
	3			20303	20308	20308R	4	
	ADDER	SCREW	Cu #10-14	20310	20315	20315R	1	20
	1			20311*	20316*	20316R*	2	
	2			20312	20317	20317R	3	
	3			20313	20318	20318R	4	
	ADDER	PRESSURE PLATE	Cu #10-14	20320	20325	20325R	1	20
	1			20321*	20326*	20326R*	2	
	2			20322	20327	20327R	3	
	3			20323	20328	20328R	4	
	ADDER	BOX	Cu** #4-14	-	20355	20355R	1	35
	1			-	20356*	20356R*	2	
	2			-	20357	20357R	3	
	3			-	20358	20358R	4	
60 GFPC Insulator	ADDER	BOX	Al/Cu #2-14	20600	20605	20605R	5	45
	1			20601	20606	20606R	6	
	2			20602	20607	20607R	7	
	3			20603	20608	20608R	8	
	ADDER	BOX	Cu** #4-14	-	20655	20655R	5	45
	1			-	20656	20656R	6	
	2			-	20657	20657R	7	
	3			-	20658	20658R	8	

Note: To convert 30A adder pole to single pole, use end barrier #U09322. To convert 60A adder pole to single pole, use end barrier #U09365.

* 1-pole, 30A block does not accept adder pole.

** Fuse blocks have copper box connectors and clips and are for copper wires only. These are specifically designed with the same coefficient of expansion as copper wire for improved heat cycling and meet or exceed OEM "no aluminum" specifications.

Recommended mounting screws for all 30A and 60A fuse blocks: #10 (.190" dia.)

DIMENSIONS

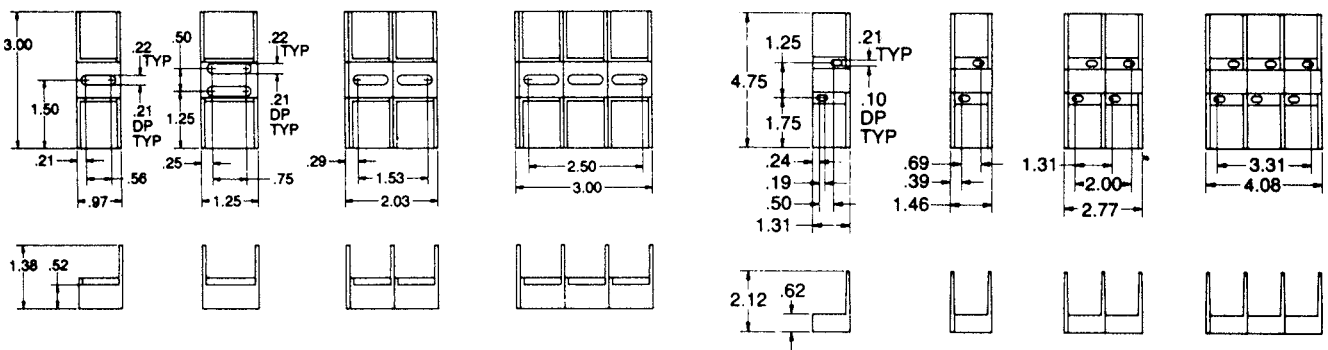


Figure 1

Figure 2

Figure 3

Figure 4

Figure 5

Figure 6

Figure 7

Figure 8

